

Cloud & Security: Looking at Your SCADA Data Safely From the Cloud on Any Device

Liz Winker // Technical Engineer at Wonderware Midwest



IIoT Evolving

- Unlock valuable insights in their data
- Hackers are also evolving
- Recent study done by BDO USA, 92 percent of manufacturers cited cybersecurity concerns in their SEC filings

Wonderware Online InSight

<https://online.wonderware.com>

- Based on the [Wonderware Historian](#) yet [so much more!](#)
- Reengineering to run natively in the cloud as a scalable software-as-a-service (SaaS) solution
- Access your data with new [desktop and mobile clients](#) to easily [visualize, analyze](#) and [act on alerted](#) plant KPIs, equipment and process data and events

Solid, Safe, Secure

<https://trust.wonderware.com>

- All data transmission and storage are secured with encryption
- Data flow is outbound only from the network (Port 443)
- Continuous monitoring, audit's and improvements standard out-of-the-box
- Runs on the Wonderware secure cloud industrial service-based on Microsoft Azure data centers worldwide
- Best-in-class practices in industrial cloud market
- Deeply experienced with NERC/CIP, NIST, ISA/IEC 62443 standards for industrial control systems and for US federal agencies
- Configurable user access

Flexible Clients



High-performance process historian as a service

<https://online.wonderware.com>



← Live Temperatures

Grid QuickView

Demo Weather
Updated: 07.06.16 3:15:23 PM

TAG	LATEST READ	TREND
Auckland	15	↑
Brisbane	13,08	↑
Chicago	65,25	↑
Dallas	88,99	↑
Honolulu	76,12	↑
Jacksonville	85,23	↑
Lake Forest	73,36	↑

← Weather - Live Tempera... ↻

Grid QuickView Chart

15 minute report
Updated: 2015-11-15 10:23:55 AM

TAG	LATEST READ	TREND
Auckland	15.24	↑
Brisbane	18.42	↑
Chicago	48.46	↑
Dallas	54.68	↑
Honolulu	76.13	↑
Jacksonville	73.61	↑
Lake Forest	52.45	↑
Los Angeles	31.63	↑

Reports Alerts



Architecture



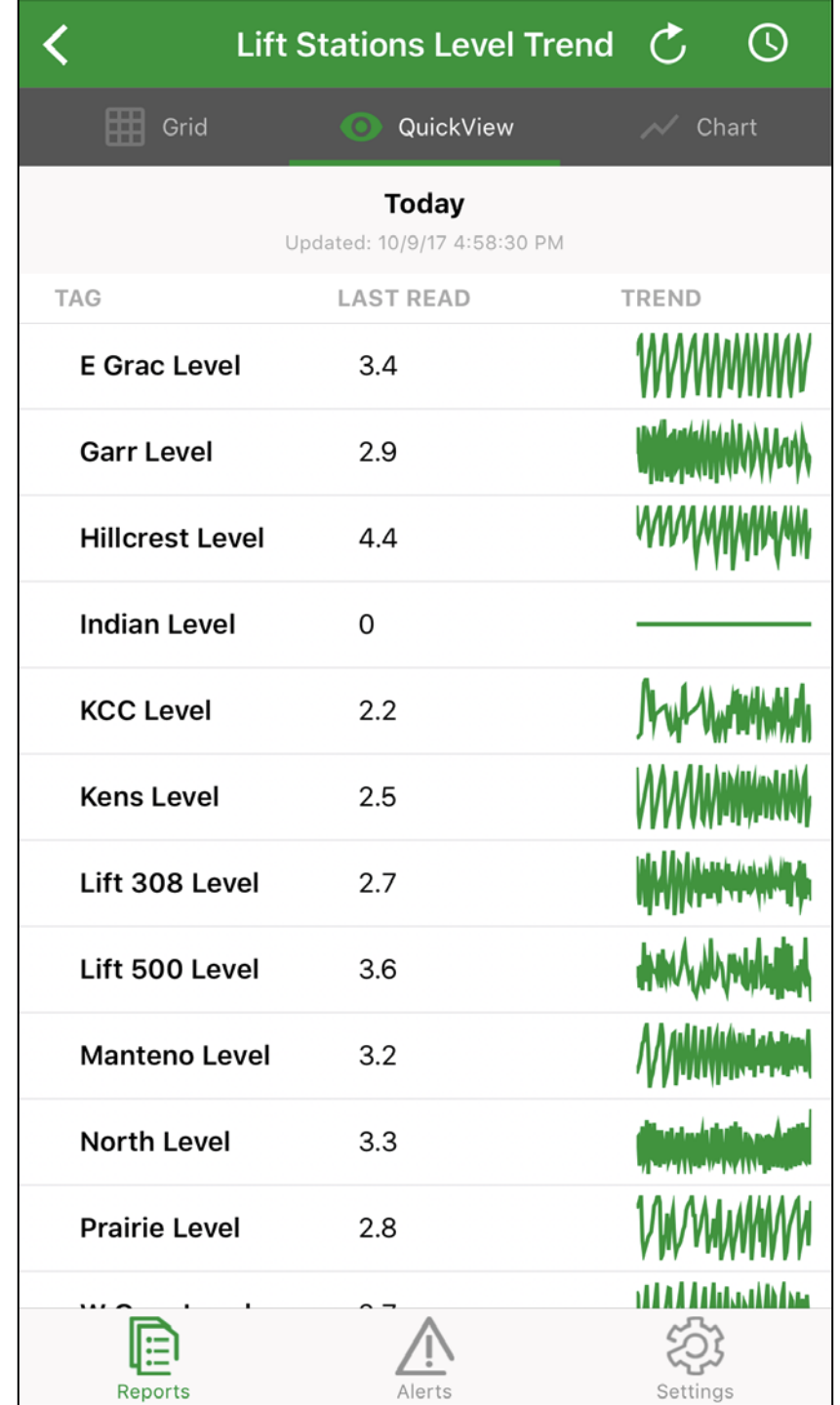
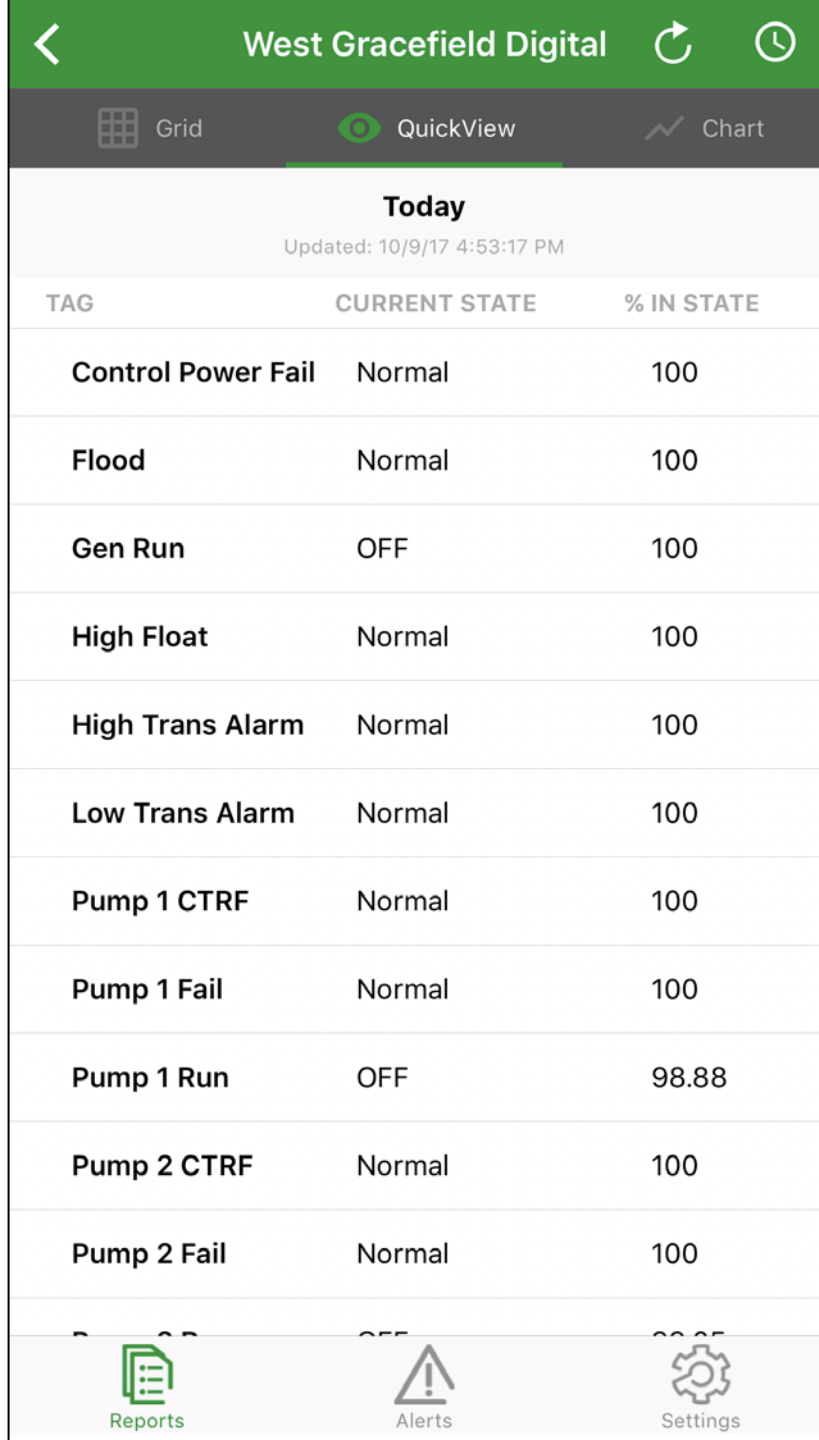
All Schneider Electric and Wonderware software*

Office 365

City of Kankakee, IL - Case Study

- Oversees 14 lift stations in Kankakee County
- Remote monitoring of lift stations are absolutely critical for the Environmental Services Utility team
- Utilizing WIN-911 with Wonderware InTouch

Wonderware SmartGlance



Search for saved content, tags, or keywords.

Search Results
14 matches

14
TAGS

All Tags

Mixed data

14
TAGS



























units
Ft.

Numeric data

Lift Stations Level Trend

< 10/9/2017 12:00:00 am - 10/9/2017 11:59:59 pm >



		CURRENT VALUE	TREND	
	E Grac Level	3.2629		
	Garr Level	3.6009		
	Hillcrest Level	4.3409		
	Indian Level	0		
	KCC Level	3.2202		
	Kens Level	3.2097		
	Lift 308 Level	3.6257		
	Lift 500 Level	3.7853		
	Manteno Level	3.6187		
	North Level	3.3538		
	Prairie Level	1.7532		
	W Grac Level	2.4831		



SUGGESTED CONTENT (4)

DASHBOARD

West Gracefield Digital



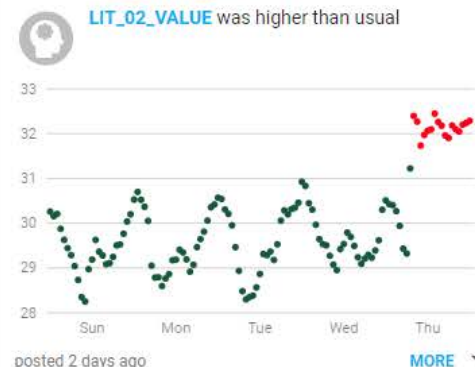
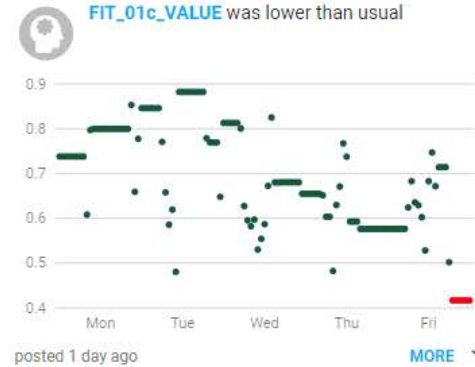
Control Power Fail	Normal
Flood	Normal
High Float	Normal
High Trans Alarm	Normal
Low Trans Alarm	Normal
Pump 1 CTRF	Normal
Pump 1 Fail	Normal
Pump 2 CTRF	Normal
Pump 2 Fail	Normal
W Grac Comm Fail	Normal
Gen Run	OFF
Pump 1 Run	OFF
Pump 2 Run	OFF

Lift Stations Level Trend



E Grac Level	2.8	
Garr Level	3.1	
Hillcrest Level	4.3	
Indian Level	0	
KCC Level	2.5	
Kens Level	1.5	
Lift 308 Level	2.4	
Lift 500 Level	3.7	
Manteno Level	3.7	
North Level	2.7	
Prairie Level	2.6	
W Grac Level	2.3	
Rink Level	4.4	

NEWS



sign up

SIGN UP

Wonderware Online

Turn your data into Insights.

It is that simple.

free demo

TRY IT NOW

live chat



EMAIL

PASSWORD

LOG IN

RESET MY PASSWORD